

GRÜEZI!

Thank you for purchasing our **Swiss-made product**, crafted with skilled craftsmanship by our Schaffner team.

ST. MORITZ

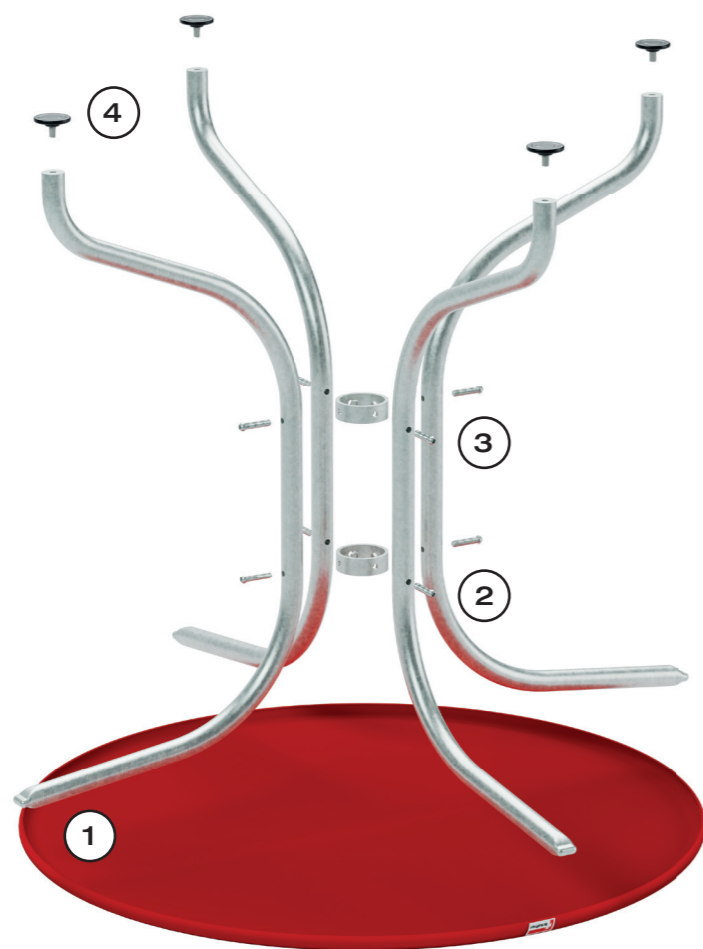
MANUFACTURED IN SWITZERLAND.

- 10051 St. Moritz Metall-Tisch ø60
- 10053 St. Moritz Metall-Tisch ø80
- 10055 St. Moritz Metall-Tisch ø90





ASSEMBLY VIDEO




ALL PARTS SUPPLIED


- 1 x table top
- 4 x feet (3 x for Ø 60)
- 8 x screws (6 x for Ø 60)
- 2 x connecting rings (1 x for Ø 60)
- 4 x floor levelling screws (3 x for Ø 60)
- 1 x Allen key



Hook on the feet under the edge of the table top, distributing them evenly.



Position the upper connecting ring in the middle between the feet, such that the holes are on top of each other. Secure the feet with one screw each.



Then place the lower connecting ring in the centre between the table feet, such that the holes are on top of each other. Secure the feet with one screw each.



Affix floor levelling screws to the feet.

swiss made 

We've been making our garden furniture at our factory in Thurgau for over 70 years. With decades of experience, skilful craftsmanship and attention to detail, we manufacture durable garden furniture.

SAFETY

Please read these instructions before installing and using the product.

- Place a piece of cardboard underneath to protect the table top.
- Make sure that nobody – especially children – puts their fingers into moving or closing mechanisms. This product is not a toy.
- Only install and use it on a firm, level surface
- If there are signs of damage (e.g. loose screws, bent parts), we recommend contacting the retailer.
- Use original Schaffner spare parts to ensure proper functioning.

WARRANTY

Our products are constantly being improved and refined.

We reserve the right to make changes to their design and technology.

If you would like to make a warranty claim, please contact your retailer.

CARE INSTRUCTIONS



ORIGINAL SPARE PARTS



REPAIR SERVICE

